



समग्र शिक्षा



सबको शिक्षा, अच्छी शिक्षा



विद्यारंभ

**A WORKBOOK
FOR SCHOOL
PREPAREDNESS**



VIDYARAMBH

A Workbook for School
Preparedness



स्वाध्यायान्मा प्रमदः

State Council of Educational Research and Training
Varun Marg, Defence Colony, New Delhi -24

VIDYARAMBH—A Workbook for School Preparedness

ISBN : 978-93-93667-55-7

© State Council of Educational Research and Training, Delhi

December, 2021

3,67,800 copies

Advisors

Sh. H. Rajesh Prasad, Principal Secretary, Education, GNCT of Delhi

Sh. Himanshu Gupta, Director, Education, GNCT of Delhi

Sh. Rajanish Singh, Director, SCERT, Delhi

Academic Consultant

Dr. Nahar Singh, Joint Director, SCERT, Delhi

Co-ordinator & Editor

Dr. Meena Sehrawat

Assistant Professor, DIET Ghumanhera

Dr. Ritika Dabas

Senior Lecturer, SCERT Delhi

Development Team

Dr. Meena Sehrawat

Assistant Professor, DIET Ghumanhera

Dr. Ritika Dabas

Senior Lecturer, SCERT Delhi

Ms. Garima Gupta

Content Developer, Pratham

Ms. Nitika Singhal

Primary Teacher, Standfort World School,
Greater Noida

Ms. Sakshee Sharma

Programme Head, Ahavan Trust

Mr. Suman Swarnkar

Sr. Programme Officer, Room to Read India Trust

Dr. M M Roy

Assistant Professor, DIET Ghumanhera

Ms. Aakansha

Primary Teacher, Sant Haridas Public School

Publication Officer

Dr. Mukesh Yadav, SCERT Delhi

Publication Team

Mr. Navin Kumar

Ms. Radha

Published by : State Council of Educational Research and Training, Delhi

Printed at : Educational Stores, Gzb. UP

MANISH SISODIA
मनीष सिसोदिया



DEPUTY CHIEF MINISTER
GOVT. OF NCT OF DELHI
उप मुख्यमंत्री, दिल्ली सरकार
DELHI SECTT, I.P. ESTATE,
दिल्ली सचिवालय, आई०पी०एस्टेट,
NEW DELHI-110002
नई दिल्ली-110002
Email. msisodia.delhi@gov.in

D.O. No. : _____

Date : _____

MESSAGE

VIDYARAMBH – Guidelines for Three-month Play-based School Preparation Module initiated by SCERT for Grade-I learners, has been developed as per the recommendations of the National Education Policy (NEP) 2020. The guidelines aim to produce a reviving educational environment that is cheerful, secure and assures emotional support for the children. The play-based pedagogy is an indispensable ingredient of these guidelines that plays an instrumental role in generating an exuberant and rejuvenating environment for children to learn, grasp and acquire. Delhi Government has undertaken many initiatives to strengthen the foundational literacy and numeracy skills and this VIDYARAMBH – package will prove to be a milestone in this direction. The document advocates three months or 12 weeks preparation as a pro term action till the universal provisioning of quality early childhood entering Grade-I are school ready at least by 2030 (NEP 2020). It has been observed that some of the learners entering class – I have completed their pre-primary schooling and some of them come from Anganwadis, whereas there is a big chunk that directly enters to class – I . So, special attention should be paid to ensure that children acquire all the essential school readiness skills. The current VIDYARAMBH package is meant to help teachers implement a 3 months School Preparedness Curriculum at the beginning of Class – I. It provides guidelines on how to implement the 3 months school preparedness curriculum and explains that school preparedness is meant to be a broader preparation of children involving a range of skills going beyond literacy and numeracy.

I am very happy to say that this document is an important step towards the fulfilment of this goal. This document is the result of collective efforts of the SCERT Delhi along with subject experts, school teachers, teacher educators etc. I am sure that this document will be very beneficial for our children of early age.


(MANISH SISODIA)

**H. RAJESH PRASAD
IAS**



प्रधान सचिव (शिक्षा)

राष्ट्रीय राजधानी क्षेत्र

दिल्ली सरकार

पुराना सचिवालय, दिल्ली-110054

दूरभाष: 23890187 टेलीफैक्स : 23890119

Pr. Secretary (Education)

Government of National Capital Territory of Delhi

Old Secretariat, Delhi-110054

Phone : 23890187, Telefax : 23890119

E-mail : secyedu@nic.in

Message

Development of School Preparedness package is an initiative, designed to bridge the gap in the readiness of children for school. NEP-2020 has recommended the development of '3-month play-based 'school preparation module' for all Grade 1 Students' by every state, as an interim measure to ensure that all children are school ready till universal provisioning of quality preschool education is achieved. It is often believed that children who commence their learning at primary schools with robust basic skills perform much better in their later life. The National Education Policy (NEP 2020) foregrounds in developing the applicable conceptions and obtaining the essential set of skills to assist effective learning when children start their educational journey.

SCERT, Delhi has prepared VIDYARAMBH- School Preparedness package that encompasses appropriate interventions and age relevant activities that would extend children's scope and freedom to acquire the requisite skills in conformity with NEP 2020. It is 12 weeks programme with developmentally appropriate teaching learning strategies at the beginning of Class I designed to bolster a child's pre-literacy, pre-numeracy, cognitive and social skills. In this package child centered activities have been developed along with guidelines for supporting the teachers to run this programme. It focuses on play-based pedagogy and fosters experiential learning. The document reflects the combined efforts of the SCERT faculty along with subject experts, teachers, practitioners and teacher-educators.

I am very hopeful that this package will lead to holistic development of the child by focusing on different domains of development hence, building a strong foundation for future learning.

(H Rajesh Prasad)
Pr. Secretary (Education)



सत्यमेव जयते

MESSAGE

1. It is a scientifically established fact that some 90% of brain development occurs during the first six years of life. Therefore, it is crucial to lay strong foundation of learning during the early years.

The National Education Policy 2020 also mandates that children should be prepared for the schooling process even before the formal schooling begins.

In line with these stipulations, the SCERT Delhi has developed 'विद्यारम्भ' which is a three month play based school preparation module for Grade I students so that their entry into schooling is seamless, stress free and joyful.

2. This document covers a mix of integrated activities. These activities will be helpful to cater to all the domains of development – physical (gross and fine motor), cognitive, socio-emotional and creative-aesthetic. The package will also ensure development of key skills and concepts under the three broad learning goals defined by NIPUN Bharat. Activity based learning and a conducive learning environment will help to strengthen the basic foundational literacy and numeracy skills.
3. I am sure that the 'Vidyarambh' package will not only help the children to learn in an interesting and entertaining way at the initial stage of learning, it will also guide teachers to facilitate smooth transaction of their students 'from home to school.'

HIMANSHU GUPTA
DIRECTOR OF EDUCATION

Rajanish Singh
Director



**State Council of Educational
Research and Training**

(An autonomous Organisation of NCERT of Delhi)
Varun Marg, Defence Colony, New Delhi-110024
Tel. : +91-11-24331356, Fax: +91-11-24332426
E-mail: dir12scert@gmail.com

Date : 12-01-2022

D.O. No. : 1061/Dir/SCERT/2021-22/241

Message

The foundational phase of a child's life is critical for their holistic development, learning, and growth. National Education Policy (NEP 2020) places a strong focus on developing relevant concepts and acquiring the necessary competences at early stage when children start their journey of learning. Children who enter Grade-I may or may not have any prior preschool experience, so to bridge the gap in the preparedness of children and for the smooth transition of children from home to school, an interim measure with 3-month play-based 'School Preparedness Package- VIDYARAMBH' for all Grade 1 children has been developed by SCERT Delhi. Policy makes it apparent that a large number of children in primary schools are experiencing learning difficulties in foundational literacy and numeracy. To bridge this gap and to make this transition easy and comfortable, resulting in a better transition to the school education system and the learning process this package will act as a milestone.

In Delhi, children come from diverse background, regardless of their diverse background, timely intervention and well-designed age and developmentally appropriate activities will provide children with opportunity to build the necessary competences and foster their holistic development in an integrated way. With this holistic development in mind, SCERT has developed the School Preparedness Package- 'VIDYARAMBH' which includes:

1. Book I- Handbook for teachers to give them conceptual understanding on school readiness
2. Book II- Three Month Play Based Preparation Module with Week wise plan and activities to engage students
3. Book III- Workbook for students for hands on practice during the three months of School Preparedness.

This package is intended to address the developmental and learning requirements of all children entering Grade I, regardless of whether or not they had previously attended a preschool.

'VIDYARAMBH' package will facilitate teachers in making children's transition to school seamless, fearless, and enjoyable. For the first three months of Grade I, teachers will follow this curriculum. It has week-wise plan with detailed daily routine activities which may be completed in four hours each day. It is based on a play-based pedagogy and emphasizes experiential learning, with a focus on developmentally appropriate activities and locally available play materials. The exercises and worksheets are intended to be suggestive, and teachers are free to change or adopt them as per their need.

The package is the result of collective efforts of the SCERT faculty along with subject experts, teachers, practitioners and teacher-educators. SCERT Delhi would appreciate remarks and recommendations from the end users for additional enrichment of the excellence and usefulness of this package.

(RAJANISH SINGH)
Director SCERT

Preface

NEP 2020 emphasises on the criticality of the early years to ensure quality early childhood care and education for all children. With the lack of universal access to ECCE, a large proportion of children fall behind already within the first few weeks of Grade 1. It has been observed that some of the learners entering class-I have completed their pre-primary schooling and some of them come from Aanganwadis, whereas there is a big chunk that directly enters to class I. SCERT Delhi has developed an interim 3-month play-based 'School Preparedness Package- VIDYARAMBH' for all Grade I children to make them school-ready. School Preparedness Package is for 12 weeks, it will help to support a child's pre-literacy, pre-numeracy, cognitive and social skills with developmentally appropriate teaching learning strategies and activities at the beginning of Class I.

The objectives of the three-month preparation module are:

1. To promote school preparedness in all children coming to Grade-I from diverse backgrounds.
2. To ensure a smooth transition of children to Grade-I.
3. To prepare children with the cognitive and linguistic competencies which are pre-requisite for learning to read, write and develop number sense through a play based approach.

School Preparedness Package- VIDYARAMBH includes:

1. Book I- Handbook for teachers to give them conceptual understanding on school readiness
2. Book II- Three Month Play Based Preparation Module with Week wise plan and activities to engage students
3. Book III- Workbook for students for hands on practice during the three months of School Preparedness.

It's a 3 months curriculum with week wise plan, the first month has a detailed flow of daily routine activities that is to be conducted for four hours in a day, aligned with activities and worksheets. The second month's week-wise plan is semi-structured. We have given the themes and some activities and worksheets around those themes. Rest of the activities and worksheets of the daily routine are expected to be filled by the teachers either from the resource pool given in book-II or by developing them on their own. As the first and second month goes through scaffolding, now gradually proceeding towards teacher's autonomy and flexibility the third month weekly plan is left blank and it's expected that teachers have gathered enough understanding on planning various daily routine activities around the themes. So, a template of weekly planning is given expecting teachers to plan for the third month on their own.

As we know that a teacher is responsible for guiding the students and creating an enabling environment for learners for their smooth transition from home to school. The Book 2 & 3 are based on play-based pedagogy to create a joyful, prudent, warm, welcoming, accepting, happy and stress-free

environment for all children to learn. VIDYARAMBH- stands inclusive in addressing the diversities of the classrooms of Delhi w.r.t learning needs of children with different abilities, cultural and religious diversity, gender equity, etc. The activities and worksheets in Book 2 & 3 are based on the three broad learning goals defined by NIPUN Bharat document:

- 1) Goal 1: Children maintain good health and well being
- 2) Goal 2: Children are effective communicators
- 3) Goal 3: Children are involved learners and connect with their environment

The document is based on various interactive activities in which children are encouraged and efforts are made to learn language literacy, mathematical thinking, logical thinking, problem solving, and environmental awareness in an integrated manner. To ensure the holistic development of the child as suggested by NEP 2020, the Daily Routine Components comprise of:

- Greet & Meet/ Morning Circle Time
- Free Play
- Numeracy/Environment awareness and scientific thinking
- Outdoor Play/gross motor development
- Language and Literacy development activities
- Oral Language development

As we want to understand the development of the whole child, so we need various means to gather information such as observation, children's work product in portfolio, questioning, anecdotal records etc. These insights, along with samples of children's work, help us to gather information about children's growth in a much more individualized, accurate way and that gives the-minute picture of child's progress. So, keep observing the child's performance and noting down your observations throughout the three months. We can keep a record of a child's development over the three months by creating individual portfolios.

Conscious efforts have been made to make the package interesting and engaging for children of early stage. This package will also prove to be an effective resource support for our teachers to help them make school ready for the class-I children. As teachers, it's our responsibility to give our children a conducive learning environment and strong foundational skills to help them embark on their learning journey.

Dr. Meena Schrawat
Assistant Professor,
Curriculum & Pedagogy Department
DIET Ghumanhera, SCERT Delhi

ACKNOWLEDGEMENTS

The State Council of Educational Research and Training is grateful to the Samagra Shiksha, Delhi for supporting and sharing the initiative in school education in making children school ready. The Council extends its heartfelt thanks to Prof. Usha Sharma, *Professor, Department of Elementary Education.*, NCERT, Delhi and Ms. Sarla Kumari Verma, *Assistant Professor*, DEE NCERT Delhi and Ms. Anita Mishra, Retired Vice-Principal for their guidance and suggestions that have helped SCERT Delhi to bring out the workbook in its present shape. The Council is thankful to Ms. Shilpa Grewal, Consultant (LEP) and Ms. Ruchi Kamra, Resource Person, SCERT Delhi, who have extended their help in this endeavour to accomplish this task.

The Council is also thankful to Sh. Anil Pariganiha for the cover design and Aashvi Tomar, a five-year-old girl studying in Preparatory Class of Mount Carmel School, Dwarka for contributing her beautiful drawing for the cover page of the workbook. A special thanks to Ms. Nitika Singhal for the illustrations she made for the school readiness package. The Council is grateful to its Publication Department as the package would not have taken this shape without their contribution.

Dr. Nahar Singh
Joint Director (Acad.), SCERT



I N D E X

S. No.	Theme/Week	Name	Page No.
1	Week 1	I am ____	1
2		Colour what you like	2
3		My Body	3
4		Paste your painting here	4
5		Bear with colours	5
6		I see	6
7		I hear	7
8		I smell	8
9		I feel	9
10		I taste	10
11	Week 2	Habits- Good or Bad	11
12		Things that I use to clean me	12
13		Washing my Hands	13
14		I get ready	14
15		Personal Hygiene	15
16		Keeping Body Clean	16
17		I do exercise	17
18		Spot the Difference	18
19		Things in the class	19
20		My class	20
21		I say ____	21
22		I agree	22
23		We clean our home	23
24	Week 3	My family	24
25		Family Tree	25
26		Shapes Family	26
27		बाबा-अम्मा की चीज़ें	27
28		Role and my family	28
29		My Home	29
30		Shapes in my home	30
31		Any difference	31
32		My friend(s)	32
33		कौन है बीच में?	33
34		बनाओ बीच में।	34
35		What I feel?	35
36		कौन है आगे, कौन पीछे?	36

37	Week 4	गर्मी का मौसम	37
38		Ice-cream	38
39		Dressing Up	39
40		Make me right	40
41		Big or Small	41
42		Long or Short	42
43		Rhyming Words	43
44		Count loud	44
45		घर	45
46		Count and tell	46
47	Rhyming words	47	
48	Week 5	गिनकर बताओ	48–49
49		Animals and Babies	50
50		Colour animals	51
51	Week 6	बरसात	52
52		Boats and size	53
53		बाज़ार की सैर	54
54		My Neighbourhood	55
55		I have seen _____	56
56	Week 7	School Ride	57
57		Our helpers	58
58	Week 8	Print Leaves	59
59		Leaves	60
60		Smelly leaves	61
61		Pattern leaves	62
62		My plant	63
63		Petals of flowers	64
64		Trees, leaves and flowers	65
65		Trees and Fruits	66
66		Leaves and Patterns	67
67		Trees - big and small	68
68	Winter	69	
69	Seasons	Count the clothes	70
70		Name the season	71
71		All about Seasons	72
72		Seasons	73
73		Seasons Counting Game	74
74		Odd one out Season	75
75		Healthy food	76

76	Food	My favourite Fruit	77
77		Fruit or Vegetable?	78
78	Festivals	Peel-No peel	79
79		Raw - Cooked food	80
80		Let's Count!	81
81		Circle all the vegetables	82
82		More or less	83
83		Counting Seeds	84
84		Inside outside	85
85		Calendar	86
86		Rangoli	87
87		The sweets	88
88		Colouring sweets	89
89	Water	We use water	90
90		More or Less water	91
91		Float or sink 1	92
92		Float or sink 2	93
93		Sources of Water	94
94		Save water	95
95		Close the taps	96
96		Odd one out	97
97	Others	Tracing lines	98
98		Tracing shapes	99
99		Tracing Picture	100
100		Tracing objects	101
101		Colour Names	102
102		Vegetables Names	103
103		Fruit Names	104
104		Vehicles Names	105
105		Traffic Light	106
106		Classify the transport	107
107		Colour the vehicle	108
108		Shape colouring	109
109		Rain day Number Tracing	110
110		Number Matching	111
111		Count and colour	112
112		How many are there?	113-114
114		रंग भरो	115-116
116		Poems	117-119






Worksheet 1

I am _____.


Paste passport size picture
here!





Worksheet 2

Colour what you like.





Worksheet 3

My Body

Match the right body parts.



Eyes



Mouth



Ear



Nose



Hand




Leg





Worksheet 4


Paste your painting here.





Worksheet 5

Bear with colours





Worksheet 6

I see


Colour the objects you can see.




Bird




Rainbow



Balloon



Sun



Book



Spectacles





Worksheet 7

I hear

Colour the objects you can hear.



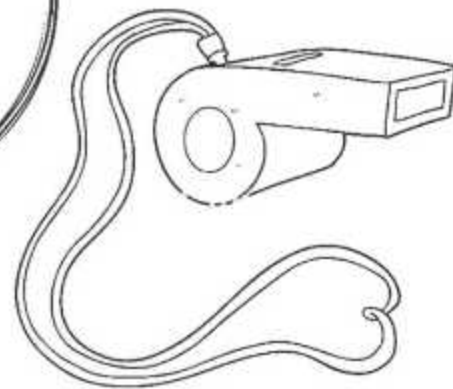
Bird




Bell



Alarm



Whistle



Drum



Honey





Worksheet 8

I smell

Colour the objects you can smell.



Duck



Flower



Perfume



Ice-cream



Trash



Rainbow







Worksheet 9

I feel

Colour the objects you can touch.



Stone




Cactus



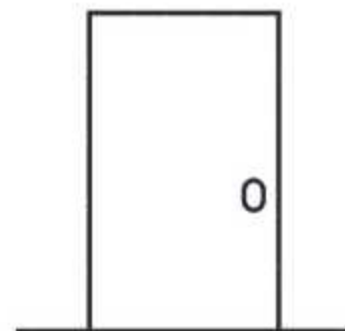
Mobile



Cloud



Moon



Door

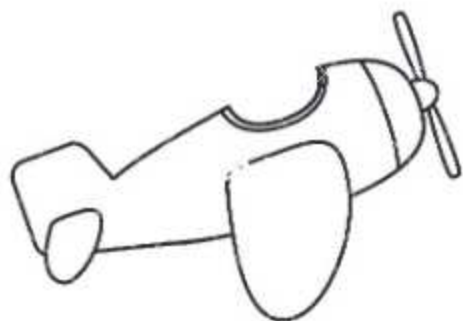





Worksheet 10

I taste

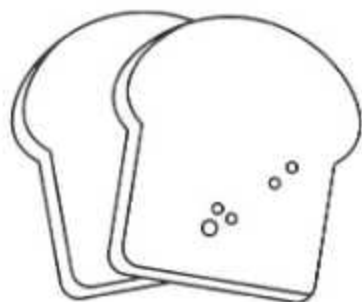
Colour the objects you can taste.



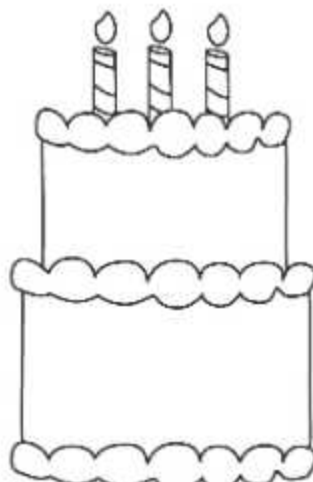
Aeroplane




Burger



Bread



Cake



Watermelon



Spectacles





Worksheet 11

Habits- Good or Bad

Circle (O) good habits and Cross (x) bad habits.





Worksheet 12

Things that I use to clean me

Colour the things that you use to clean yourself.



Toothpaste



Handwash



Comb



Soap



Towel

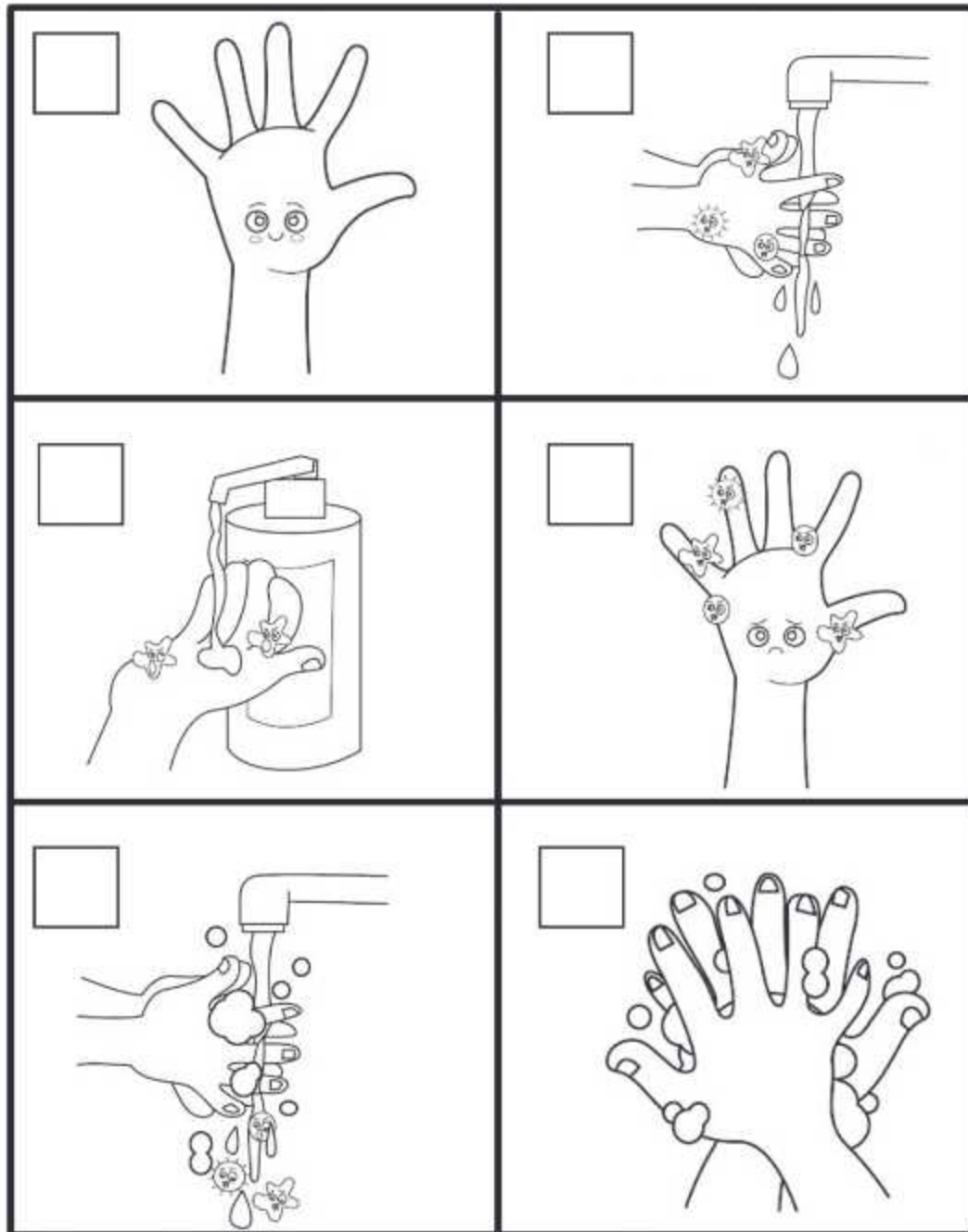




Worksheet 13

Washing my Hands

Sequence and Colour the pictures.



Note for teachers: Help children to write numbers in correct sequence of pictures.





Worksheet 14

I get ready

Sequence actions in correct order.



Note for Teachers: Help children to write numbers in correct sequence of pictures.





Worksheet 15

Personal Hygiene

Match the right picture with the right thing and colour.

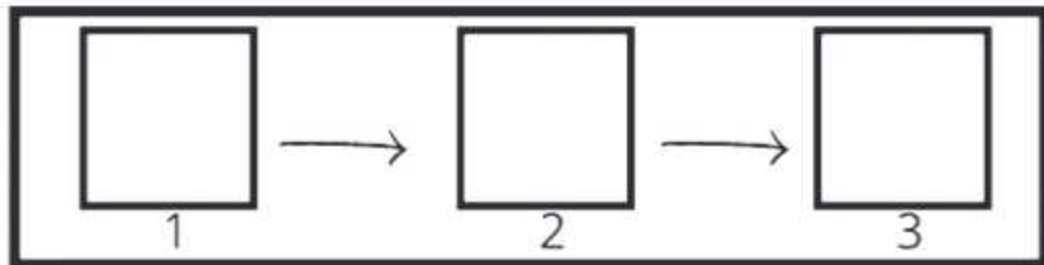
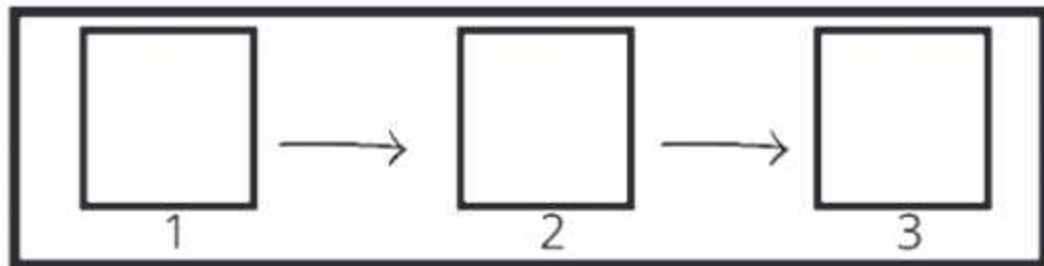
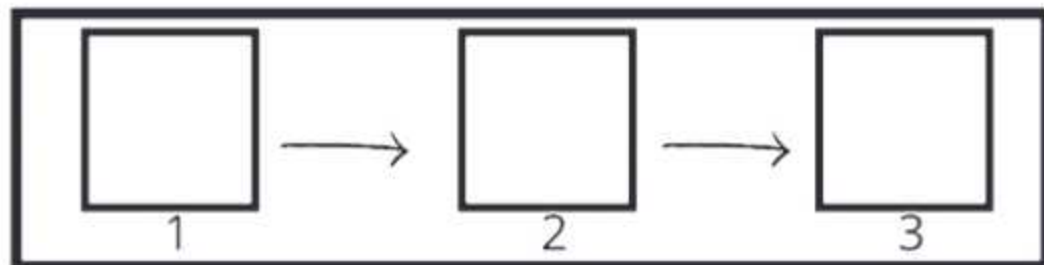




Worksheet 16

Keeping Body Clean

Tear and Paste the pictures in the correct sequence.



Note for Teachers: Ask Students to tear these pictures from page no. 120.





Worksheet 17

I do exercise

Are you able to do this exercise? Yes or No?
Circle the correct word.



YES / NO



YES / NO



YES / NO



YES / NO



YES / NO





Worksheet 18

Spot the Difference

Circle the difference.





Worksheet 19

Things in the class

Match the pictures with the correct name.



Blackboard
(ब्लैकबोर्ड)



Pencil
(पेंसिल)



Chair
(कुर्सी)



Bag
(बस्ता)



Table
(मेज़)



Books
(किताब)






Worksheet 20

My class

Draw your class here.



20





Worksheet 21

I say _____

Write the correct word below the picture.

Hello!

Sorry

Please!

Thank you!



.....



.....



.....



.....





Worksheet 22

I agree

Tick the rules you agree on and paste the correct picture in front of them.

1. I will listen to everyone. ()

☐

2. I will play safely. ()

☐

3. I will keep my class clean. ()

☐

4. I will be nice to others. ()

☐

5. I will share my things. ()

☐



Worksheet 23

We clean our home

What do you use to clean your home?



Broom



Mop



Soap



Sponge



Dustbin





Worksheet 24

My family

Draw your family here.



Paste your family picture
here/ write their names.



24






Worksheet 25

Family Tree

Make your family tree.



25






Worksheet 26

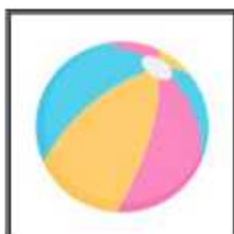


Shapes Family

Tear and Paste the pictures in the correct shape.

SQUARE



CIRCLE



Note for Teachers: Ask Students to tear these pictures from page no. 120.





Worksheet 27

बाबा - अम्मा की चीजें

बाबा - अम्मा की चीज़ों पर गोला लगाओ।



थैला



चश्मा



कुर्सी



छड़ी



फूल



नकली दांत





Worksheet 28

Role and my family

Who does it at your home?



Washing Utensils



Cleaning floor



Washing clothes



Dusting Furniture



Throwing Waste





Worksheet 29

My Home

Draw your home here.



29



Worksheet 30

Shapes in my home

Make a circle on the circles ○, make the square on the squares □ and tick the triangles.





Worksheet 31

Any difference

Look at the two pictures carefully and circle the things that are different.





Worksheet 32

My friend(s)

Draw what you love to do with your friends.



32





Worksheet 33

कौन है बीच में?

जो बीच में है उस पर गोला लगाओ।



लड़की



दादाजी



लड़का



स्केल



पेंसिल



रबड़



पेड़



बच्चा



पौधा





Worksheet 34

बनाओ बीच में

बीच में बच्चा बनाओ।



मम्मी



पापा

बीच में पीला रंग बनाओ।



लाल



हरा

बीच में नाक बनाओ।



कान



कान





Worksheet 35

What I feel?

Draw 😊 if you like it, and ☹️ if you don't like it.





☐☐☐☐



Worksheet 36

कौन है आगे, कौन पीछे?

कहानी में देखो और लिखो कौन है आगे और कौन है पीछे।

	बंदर	बंदर के आगे _____ है। बंदर के पीछे _____ है।
	बाघ	बाघ के आगे _____ है। बाघ के पीछे _____ है।
	कछुआ	कछुए के आगे _____ है। कछुए के पीछे _____ है।
	हाथी	हाथी के आगे _____ है। हाथी के पीछे _____ है।






Worksheet 37

गर्मी का मौसम

पहचानो और गोला लगाओ।

1. पीला हूँ मैं, गर्मियों में मिलूँ सबका पसंदीदा, कौन हूँ मैं?



2. गर्मियों में पहनो मज़ा आ जाए, सर्दियों में कुल्फी बन जाए। बताओ कौन हूँ मैं?



3. अलग अलग रंगों में आती, मैं गर्मी में सबको भाती। बताओ कौन हूँ मैं?



4. मैं नहीं तो पसीना आए, मुझे चलाते ही गर्मी दूर भाग जाए। बताओ कौन हूँ मैं?

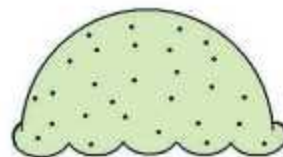


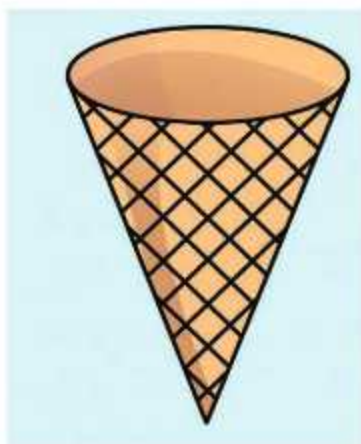
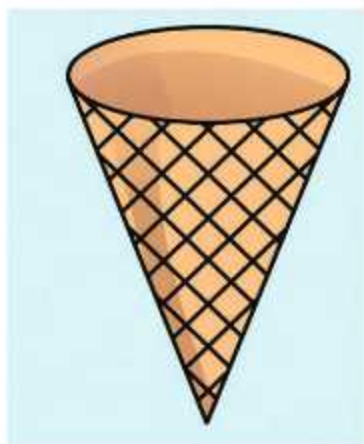




Worksheet 38

Ice-cream

Paste the scoops to make icecream
for you and your friend.



38






Worksheet 39

Dressing Up

Cut and paste the correct size of clothes to dress everyone.



39






Worksheet 40

Make me right

Choose the correct sticker at the back of each animal.



Note for Teachers: Ask Students to tear these pictures from page no. 121.








Worksheet 41

Big or Small

Colour the big animal and circle the small animal.



41





Worksheet 42

Long or Short

Circle the animal with long tail.





Worksheet 43

Rhyming Words

Match the two rhyming words correctly.




dog



rat



cat



mat



bat



frog











Worksheet 44

Count loud

Count the number of animals and circle the correct number.

 2 1 4	 3 5 7
 1 2 5	 3 4 2
 4 6 5	 5 6 7

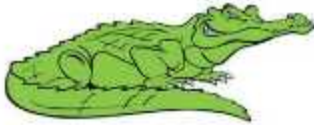




Worksheet 45

घर

जानवरों को उनके सही घर से मिलाओ ।



45





Worksheet 46

Count and tell

Count the animals and write their numbers in the box.





Worksheet 47

Rhyming words

Write different rhyming words.



47





Worksheet 48

गिनकर सही मिलान करो।




कितनी पूंछ है?



1




कितने कान हैं?



3




कितने गन्ने हैं?



2




कितनी गाजर हैं?



5



कितनी लोमड़ियाँ हैं?



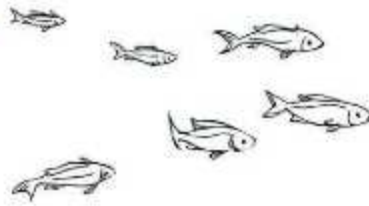
4






Worksheet 49

गिनकर सही मिलान करो।



कितनी मछलियाँ हैं?




कितने चीते हैं?




कितने केले हैं?




कितने आम हैं?




7



9



6



8



49





Worksheet 50

Animals and Babies

Match animals with their babies.



Sheep



Pig



Dog



Chicken



Cat



Piglet



Puppy



Lamb



Kitten




Chick





Colour animals


Colour as per instructions.





बरसात

जैसा कहा जा रहा है वैसा बनाओ।




शिक्षक निर्देश— बरसात की गतिविधि देखें।





Boats and size

Mark as asked.



Note for teachers- Refer Boats and Size Activity for the instructions.





बाज़ार की सैर सही जोड़ी मिलाओ।



मछली



खिलौने की दुकान



खिलौने



मछली की दुकान



फल



सब्ज़ी की दुकान



सब्ज़ी



फल की दुकान





My Neighbourhood

Colour the places you see in your neighbourhood.



School



Market



Playground



Police Station





I have seen _____

Draw and colour what you have seen.





School Ride

Match the pictures with their names.



Computer
lab



Classroom



Library



Playground



Our helpers

Match the name with the correct helper.



Sweeper



Vegetable
Vendor



Firefighter



Postman/
Postwoman



Teacher




Doctor



Print Leaves

Print your leaves here.




59





Leaves

Create anything using leaves.





Smelly leaves

Paste the leaf that has smell here.



Name the leaf that we
can eat. _____





Pattern leaves

Do as per instructions.



Note for Teachers: Refer 'Pattern leaves' activity for the instructions.





My plant

Record the progress of your plant here.



63



Petals of flowers

Paste two similar flowers here.

Paste flower

Number of petals

Paste flower

Number of petals

Total Number of petals-

Total Number of flowers-

Note for Teachers - Refer to the activity 'Petals of Flower' for the instructions.



पेड़, पत्ते और फूल

पत्तियों और फूलों को उनके सही पेड़ से मिलाओं।

पेड़

पत्तियाँ

फूल



जामुन



नीम



नीम



नीम



जामुन



जामुन



अमरूद



अशोक



अशोक



अशोक



अमरूद



अमरूद





Trees and fruits

Draw as instructed.

Draw 9 guavas on this tree.




Draw 6 bananas on this tree.



Draw 8 jamuns on this tree.




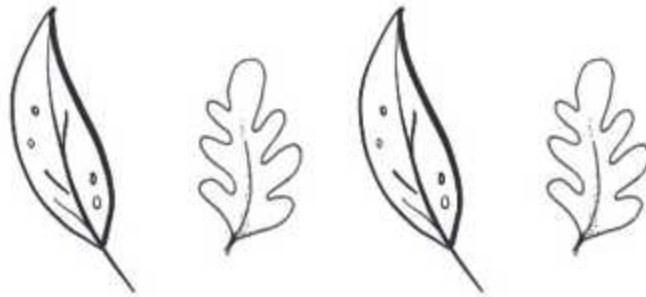
Draw 7 papayas on this tree.





Leaves and Patterns


Extend the pattern.





Trees - big and small


Circle the trees that are smaller.





Winter

Colour the clothes as told.



Red



Yellow



Black



Orange



Green



Count the clothes Priya and Harshita are wearing

Priya



Harshita





Name the Season

Guess the season and write their name.

Rainy

Winter

Summer











All about Seasons

Draw and name the food you eat and the cloth you wear in summer, in winter and in rainy season.





Seasons

Draw as asked.

Icecream with 3 scoops for Priya



Watermelon with 5 seeds near Raju



2 cups of hot milk for Karam and Karan



4 corns on mat of corn seller



1 umbrella in hands of Mahi



Seasons Counting Game

Circle and tell the right answer.

Tina is wearing 6 clothes.
Who is Tina?



Ali has bought 7 icecreams.
Who is Ali?



Gopal uncle is selling 9 umbrellas.
Who is Gopal uncle?



Timi has washed 8 socks.
Which are timi's socks?





Odd one out Season

Circle the odd one out and tell why?







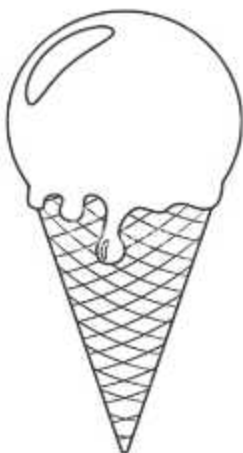
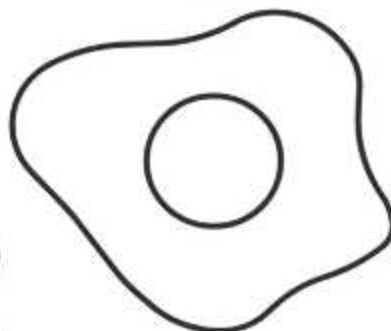

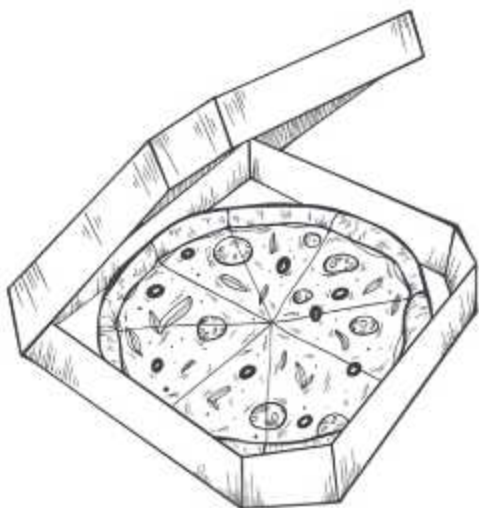







Healthy food

Colour the healthy food.





My favourite Fruit



Draw and colour your favourite fruit.





Fruit or Vegetable?

Colour the fruits red ● and vegetables green ●






Draw and colour your favourite fruit in the given space.





Peel-No peel


Circle the odd one out.





Raw - Cooked food


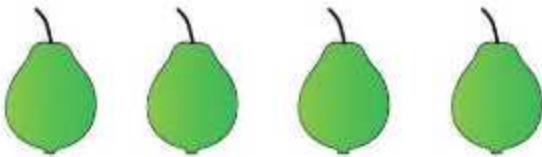



Circle the odd one out.





Let's Count!


Count the number of fruits and circle the correct number.

	7	6	5
	5	6	4
	2	4	8
	7	3	5
	10	7	9





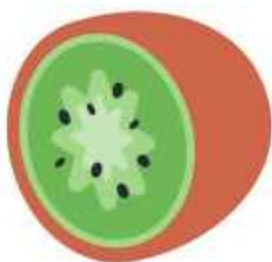

Circle all the vegetables





More or less


Circle (○) the one with more seeds and cross (×) the one with less seeds.






Counting Seeds

Count the total number of seeds.



and




Total Number of
seeds in apple




and



Total Number
of seeds in
watermelon



and



Total Number of
seeds in pear



and




Total Number of
seeds in Mango





Inside outside

Match the inside of each fruit with the outside.





Calendar

Write months in the correct order.

January February March April May
June July August September October
November December

1. _____

2. _____

3. _____

4. _____

5. _____

6. _____

7. _____

8. _____

9. _____

10. _____

11. _____

12. _____






Rangoli

Colour the rangoli by code numbers.

1- Red 2- Yellow 3- Green
4- Blue 5- Orange





The sweets

How many sweets?
(*Beads as sweets*)




Note for teachers- Please refer the activity 'The sweets' for the instructions.





Colouring sweets

Count the sweets and write the correct number.






We use water

Colour and name the activities in which we use water.















More or Less water

Circle the object which can carry more water.



Jug



Bottle



Bucket



Cup



Pot



Glass



Bowl



Spoon





Float or sink 1

Draw what happened here.


Note for teachers- Please refer the activity 'Float and sink' for the instructions.





Float or sink 2

Colour red, the objects that float and colour blue, the objects that sink when put in the water.



Sources of Water

Name the sources of water.

River

Rain

Tap


Well





Save water

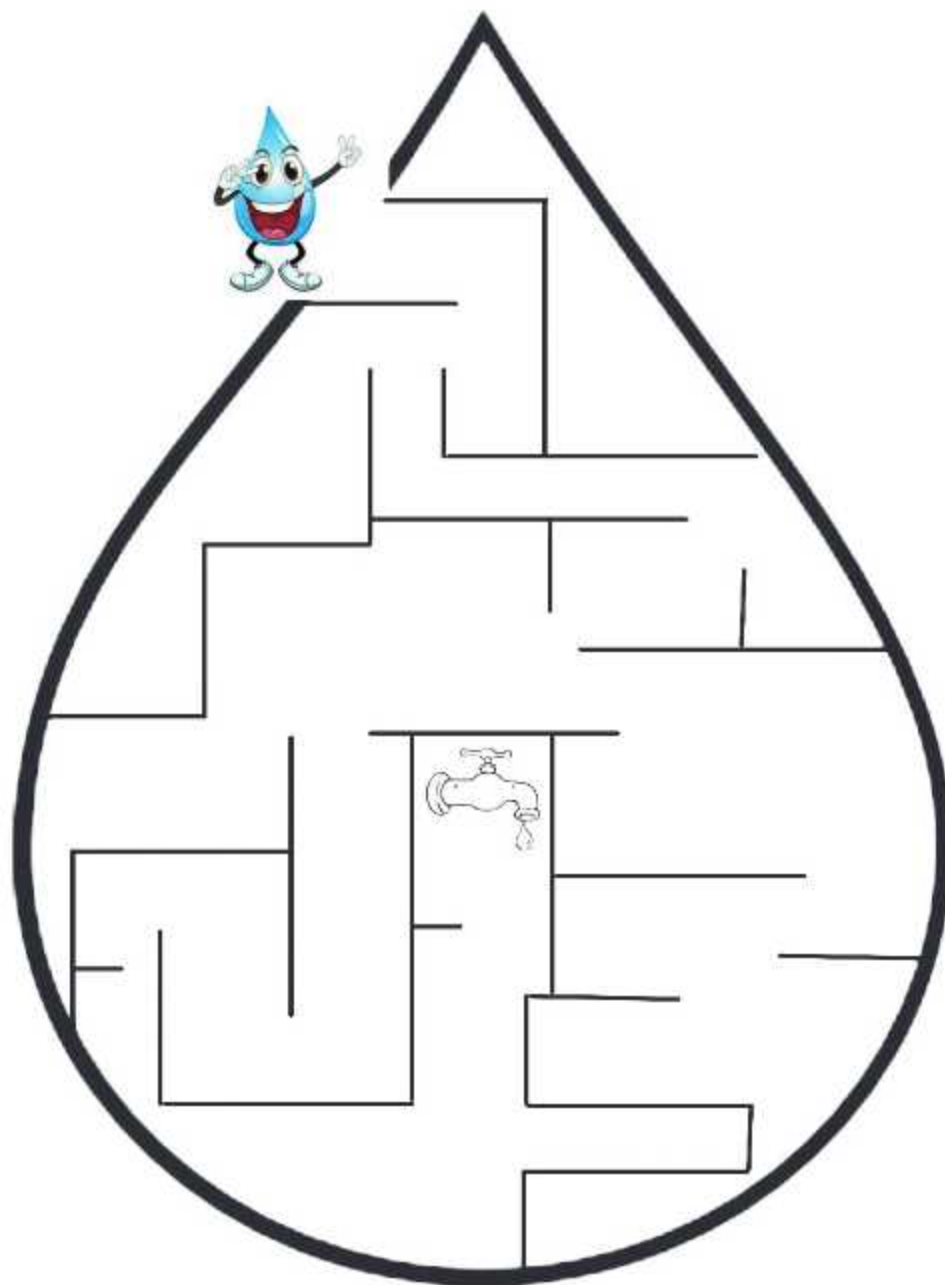
Colour the given picture.





Close the taps

Help Wolu reach the tap and close it tight.



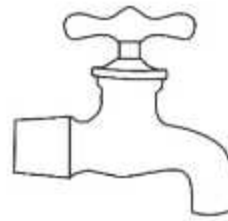


Odd one out

Colour the odd one out and tell why?











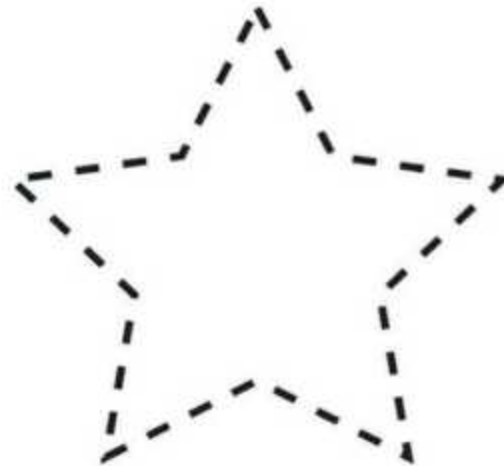
Tracing lines

Trace the lines in each row.





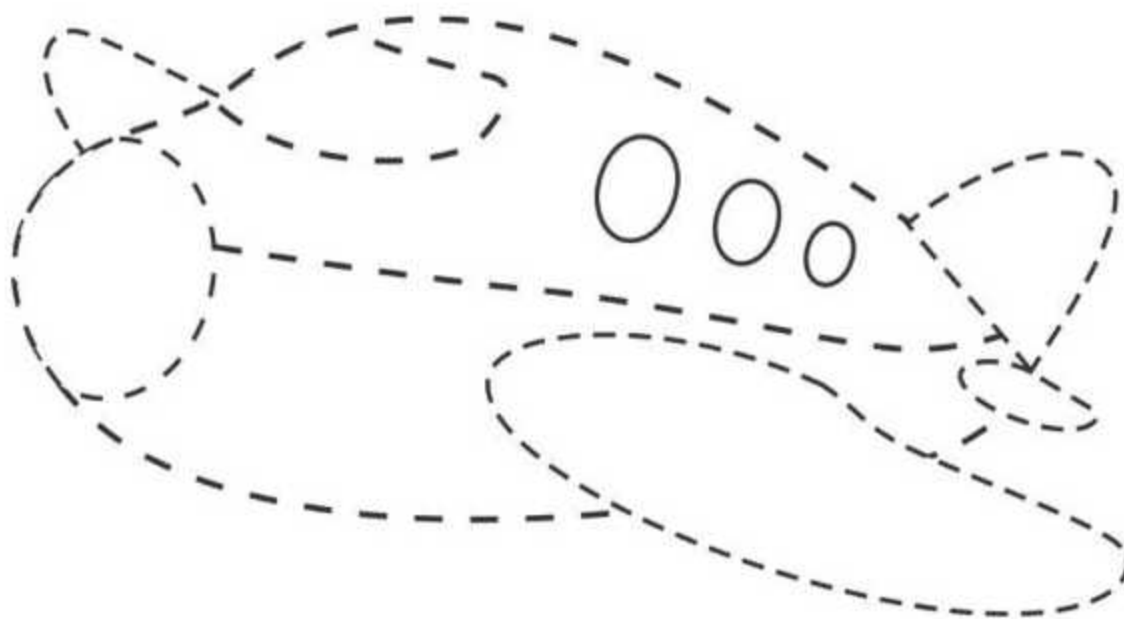
Trace the Shapes





Tracing Picture

Trace and colour the given pictures.



.....

.....

.....




100






Tracing objects

Trace and colour the given objects.



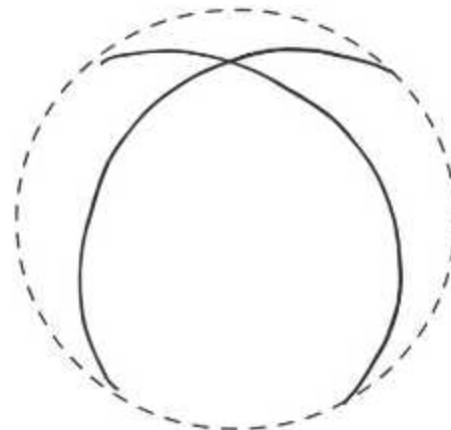
Sun



Flower



Butterfly




Ball





Colour Names

Trace the words.



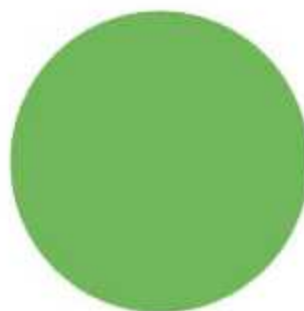
red

yellow



blue


green






Vegetables Names

Trace the words and colour the pictures.



tomato

carrot



brinjal


potato





Fruit Names

Trace the words and colour the pictures.



apple

watermelon



mango

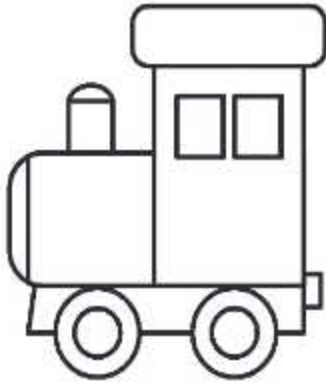
banana






Vehicles Names

Trace the words and colour the pictures.



train

car



boat




aeroplane





Traffic Light

Choose the correct sticker and paste the coloured sheets in the correct colour circle.

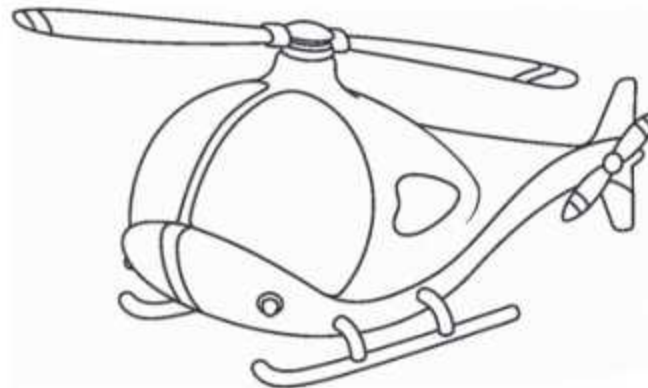



Note for Teachers: Ask Students to tear these pictures from page no. 121.



Classify the transport

Colour the land transport-red and air transport-blue.





Colour the vehicle

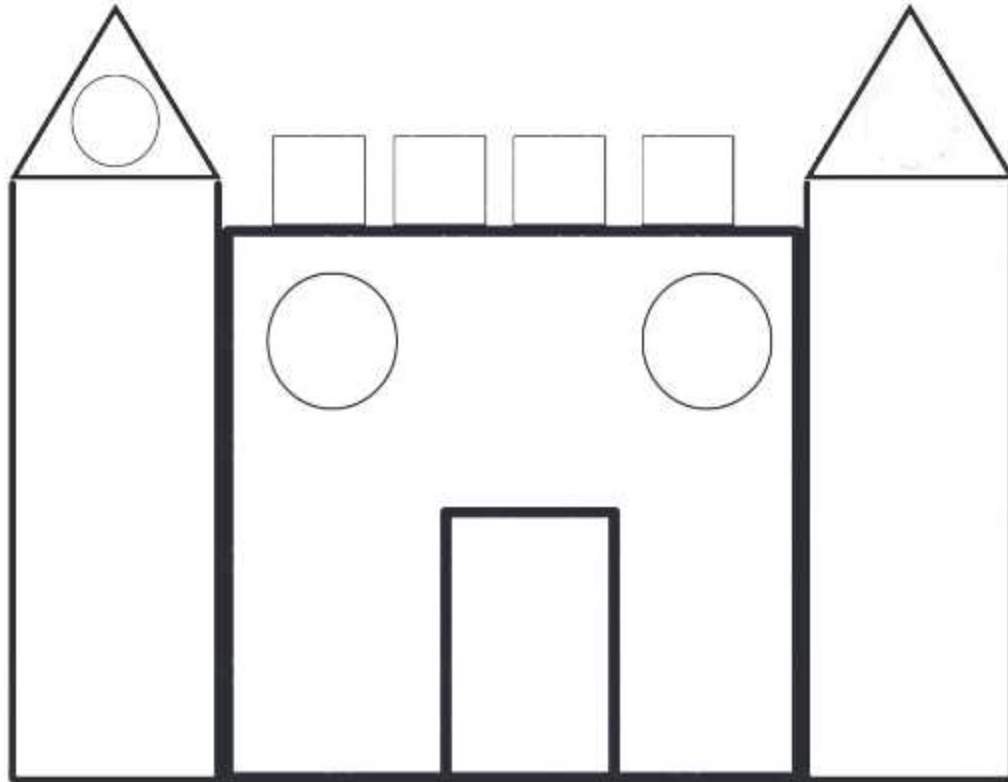
Draw and colour the vehicle you use to come to school.





Shape colouring


Colour in each shape according to the chart.





Rain day Number Tracing

Count the number of raindrops and trace the number.





Number Matching

Draw a line matching the numerals and the numbers represented with the hands.





Count and colour



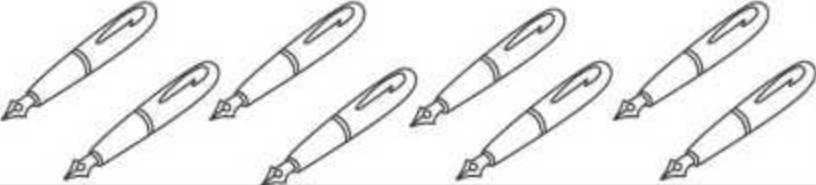

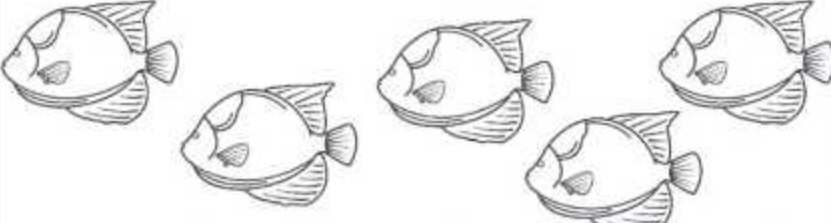
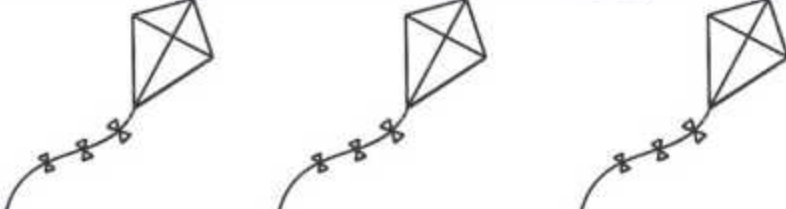
6	
3	
5	
4	
7	
10	
2	










How many are there?

Count the objects and match it to the correct number.

	5
	3
	4
	6
	2
	8



Count the objects and write the correct number.



रंग भरो

निर्देश अनुसार चित्र में रंग भरो।

अ



इ



उ



आ



ई

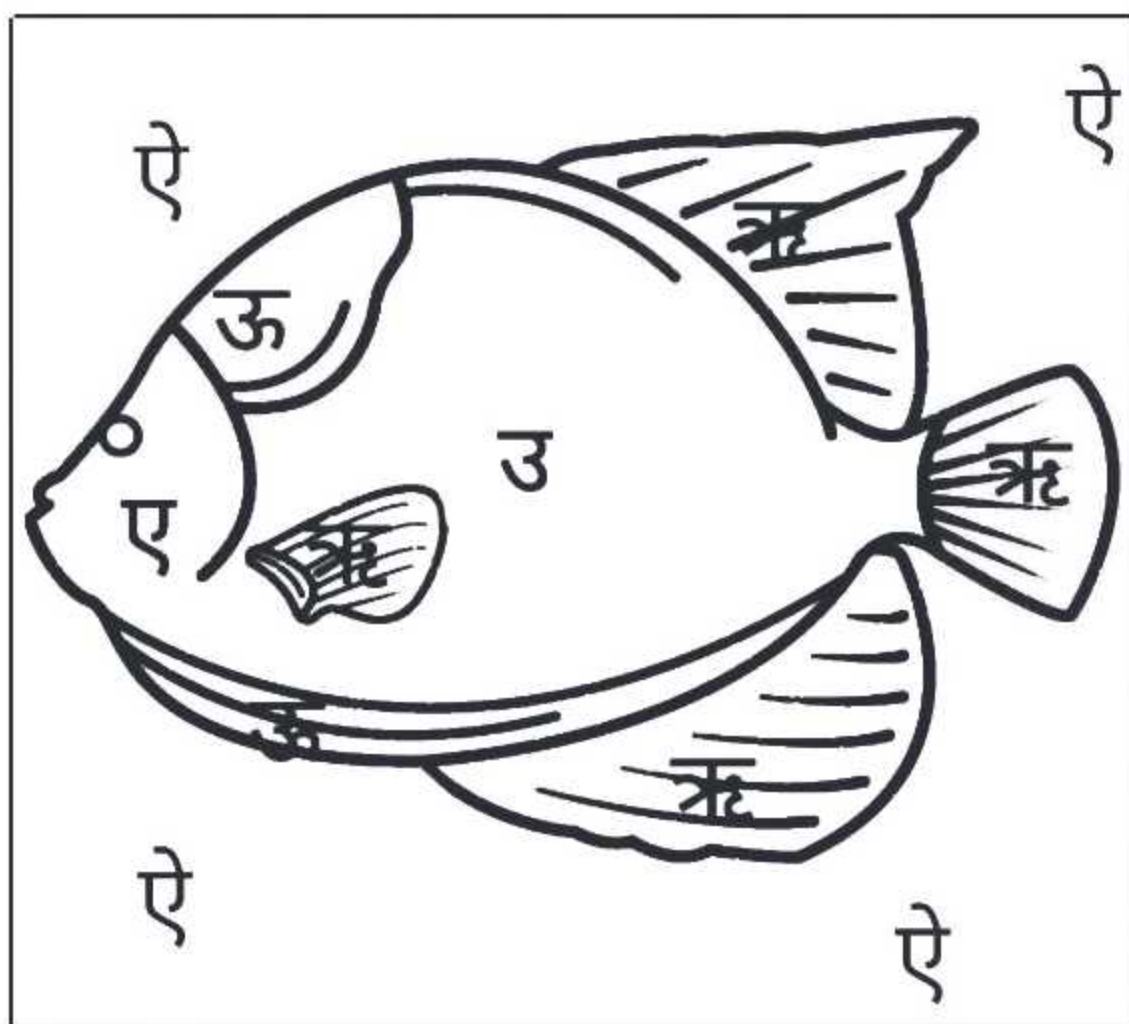


ऊ





निर्देश अनुसार चित्र में रंग भरो।





POEMS

मेरा परिवार

माँ मेरी है कितनी प्यारी,
मेरे लिए है दुनियाँ सारी।
मैं पापा की बेटी न्यारी,
कहते मुझे घर की फुलवारी।
दादी मेरी बड़ी सयानी,
रोज़ सुनाती नई कहानी।
दादाजी पार्क की सैर कराते,
चकरी-झूला मुझे झुलाते।
छोटा भैया बड़ा सलोना,
घर में जैसे एक खिलौना।
छोटा-सा मेरा संसार
हम जिसे कहते परिवार।

— By Suman Swarnkar

शेर की शादी

शेर राजा ने रचाई शादी,
सारे जानवर बने बाराती।
बंदर आया, भालू आया,
मोरनी ने फिर नाच दिखाया।
जिराफ़ मिथ्याँ लड्डू लाए,
सबने दबा-दबा कर खाए।
शेरनी, लोमड़ी के संग आई,
हिरण ने भी दी बहुत बधाई।
साँप ने झुन-झुना बजाया,
बंदर ने जादू दिखलाया।
खरगोश ने कलाबाज़ी दिखाई,
सबने मिलकर ताली बजाई।
गिलहरियों ने फिर गीत सुनाए,
हाथी भैया वर-माला लाए।
राजा रानी की हो गई शादी,
झूम के नाचे सारे बाराती।

— By Harleen





POEMS

जंगल में कौन रहता है?

खुश होंगे तुम ये जानकर,
 जंगल में है नौ जानवर।
 कभी न लड़ते, न है झगड़ते,
 आपस में मिलजुल कर रहते।
 पहला, शेर जंगल का राजा,
 रोज़ सुनाता सबको बाजा।
 दूसरी, एक गिलहरी थी,
 दिन भर वो फुदकती थी।
 तीसरा हाथी, विशाल आकार,
 खाकर लेता खूब डकार।
 चौथी थी खरगोश की बारी,
 दौड़ में जिसने बाजी मारी।
 पाँचवी लोमड़ी, थी चालाक,
 जो उड़ाती सबका मजाक।
 छठा था, मोटा आलसी भालू,
 सोता रहता खाकर आलू।
 सातवाँ, एक चीता था
 नदी का पानी पीता था
 आँठवा, छोटा बन्दर था,
 दिखने में वो सुन्दर था।
 नौवाँ था हरियल तोता,
 मीठी-मीठी बोली बोलता।

– By Shikha

हाथी भाई

(Hindi Version)

हाथी भाई गोल मटोल
 कान हिलाए जैसे कुछ बॉल
 आगे लटके लम्बी सूंड
 पीछे आये नन्ही पूँछ

(Gujarati version)

हाथी भाई तो जाड़ा-जाड़ा
 (Hathi bhai is very big)

लागे मोटा पाड़ा-पाड़ा
 (Appears to be round and nice)

आगे झूले लांबी सूंड
 (In front swings the long tail)

पाचल लटके नान्ही पूँछ
 (At back hangs a little tail)

– Adapted and modified from folk poems





POEMS

गोल समंदर गोपीचंदेर

बोल मेरी मछली कितना पानी
 मछली बोली "घुटने घुटने जितना पानी"
 गोल समंदर गोपीचंदेर
 बोल मेरी मछली कितना पानी
 मछली बोली "कंधे-कंधे जितना पानी"
 गोल समंदर गोपीचंदेर
 बोल मेरी मछली कितना पानी
 मछली बोली "माथे माथे जितना पानी"
 गोल समंदर गोपीचंदेर
 बोल मेरी मछली कितना पानी

— Adapted and modified from
 folk poem

POEM

My hands are for clapping
 My arms can hug tight
 My finger can snap
 Or can turn out the light
 My legs are for jumping
 My eyes help me see
 This is my body
 And I love all of me

— Adapted from Google

Hug

You can hug Mom-Dad – tight, tight, tight
 You can hug brother-sisters even more tight.
 You can hug Uncle-Aunt -Light, light, light.
 (A light hug is No squeeze, No Please,
 a pat or a gentle touch on the shoulders)
 But!!! If you meet a stranger, do not fright.
 No hug tight & No hug light.
 Just greet them with a smile so bright.
 If ever you feel any strange fear
 Tell your Mom & Dad, Then and There.
 Talk to them till your doubt is clear,
 Morning, evening, noon or night.
 Till you feel, everything is right.
 Do not take anything light.
 Things should be clear in Black and White.
 A good touch and bad touch, you must know.
 Because you are children and still to grow.

— By Navjot Kaur

POEM

Wash, wash, wash your hands
 Wash them nice and clean
 Over, under and over, under
 Even in between!




— Adapted from Google







Notes

[illegible]

Stickers



Stickers



ISBN : 978-93-93667-55-7



स्वाध्यायान्ता प्रमदः

State Council of Educational Research and Training
Varun Marg, Defence Colony, Delhi-110024